



**HOUSTON PLANT**  
 17600 Badtke Road  
 P.O. Box 609  
 Hockley, TX 77447-0609  
 1.866.749.2667 Toll Free  
 281.213.6100 Tel.  
 281.213.6101 Fax

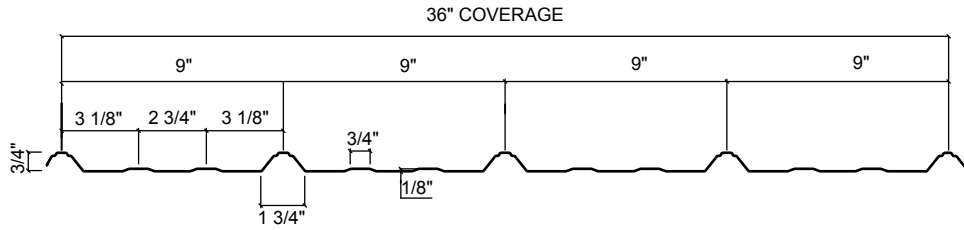
**BIRMINGHAM PLANT**  
 3387 Davey Allison Blvd.  
 P.O. Box 3160  
 Hueytown, AL 35023  
 1.877.887.4247 Toll Free  
 205.744.1561 Tel.  
 205.744.1562 Fax

# TABLE OF CONTENTS

## AGRI / RESIDENTIAL PRICING

- I. PANEL**
  - 1. SBS 369 .....AR-2
  - 2. PANEL INFORMATION ..... AR3 – AR-4
  
- II. ACCESSORIES**
  - 1. RUBBER PIPE FLASHING.....AR-5
  - 2. TOUCH-UP PAINT .....AR-5
  - 3. LIGHT TRANSMITTING PANEL.....AR-5
  - 4. CLOSURE STRIPS .....AR-5
  - 5. TAPE SEAL.....AR-5
  - 6. TUBE CAULKING .....AR-5
  - 7. VENTILATORS.....AR-6
  - 8. VENTILATOR HARDWARE.....AR-6
  - 9. FASTENERS .....AR-7 – AR-8
  - 10. SLIDE DOOR TRACK .....AR-9
  - 11. SLIDE DOOR HARDWARE.....AR-9
  
- III. TRIM COLORS / FLAT SHEETS**
  - 1. TRIM COLORS & GAUGE AVAILABILITY CHART .....AR-10
  - 2. FLAT SHEETS .....AR-11
  
- IV.TRIM.....AR-12 – AR-20**

**SBS 369 PANEL PROFILE**



**PANEL PRICING**

FINISH	GAUGE	PSI YIELD STRENGTH	LIMITED FINISH WARRANTY	GALVALUME® BASE METAL COATING	WEIGHT PER SQUARE	PRICE PER SQUARE / PURCHASE QUANTITY		
						0 - 50 SQUARES	> 50 - 100 SQUARES	100+ SQUARES
Clear Acrylic Coating	29	80,000	25 Years	AZ55	65#	\$156.00	\$149.00	\$146.00
SMP Limited Colors ▲	29	80,000	25 Years	AZ55	65#	\$199.00	\$191.00	\$187.00
Clear Acrylic Coating	26	80,000	40 Years	AZ55	95#	\$179.00	\$168.00	\$165.00
POLY Commodity Colors ▲	26	80,000	10 Years	AZ40	92#	\$199.00	\$192.00	\$184.00
PPOL Polar White	26	80,000	40 Years	AZ50	95#	\$237.00	\$223.00	\$219.00
SMP Standard Colors	26	80,000	40 Years	AZ50	95#	\$237.00	\$223.00	\$219.00
Kynar 500® Standard Colors	26	80,000	35 Years	AZ50	95#	\$265.00	\$256.00	\$247.00

See current SBS Color Chart for available Standard Colors.

▲ Limited color selections. See current SBS Color Chart for available colors.

Kynar 500® is a registered trademark of ELF Atochem • GALVALUME® is a registered trademark of BIEC International Inc.

**PANEL PRICING NOTES:**

1. A cutting charge of \$1.00 per panel will be charged for each panel less than 4'-0" in length.
2. A \$25.00 set-up charge per color will be assessed for Reverse-Run (finish color on reverse side) painted panels.

**PACKAGING COSTS:**

1. Maximum panel bundle weight is 3,000 lbs., unless specified by the customer and agreed to by SBS.
2. Block & Band without metal cover sheet .....\$10.00.
3. Block & Band with metal cover sheet, top only ..... \$1.50/LFT.
4. Block & Band with metal cover sheet, top and bottom ..... \$2.75/LFT.
5. LTL Crating.....\$7.00/LFT - \$300 per crate minimum.

## PANEL INFORMATION

### HOW TO CALCULATE SQUARES OF THE SBS-369 PANEL:

One square = 100 square feet of panels

The SBS-369 panel on Page AR-2 is calculated based on the panel width of 38" (not the panel coverage width of 36" after lapping). So, for every LFT of panel, there is 3.167 square feet.

To calculate squares, first calculate the total LFT of all of the panels. For example, if there are 40 panels @ 16'-0" long, there would be a total panel LFT amount of 640.

Next, multiply the 640 LFT by the 3.167 Square Feet in each LFT of panel. This totals to 2,026.88 Square Feet. Then, simply divide the 2,026.88 SF by 100 (Square Feet in a Square) and this equals a total of 20.27 squares.

### PANEL PRODUCT INFORMATION:

1. Clear Acrylic-Coated GALVALUME®:
  - a. Clear Acrylic-Coated GALVALUME® incorporates a thin, non-warranted clear acrylic film intended to increase its resistance to fingerprinting and handling marks during the erection process as well as eliminating the need for using oil in the forming process. This clear acrylic film could discolor during the weathering process. This is not a cause for rejection.
  - b. Clear Acrylic-Coated GALVALUME®'s metallic coating spangle appearance and shade could vary from coil-to-coil and may be noticeable during or after erection or during the weathering process. This is not a cause for rejection.
  - c. Neither of the aforementioned aesthetic issues diminish the structural integrity nor affect the limited panel warranty. If a consistent appearance is a priority, SBS recommends that pre-painted panels be used in lieu of Clear Acrylic-Coated GALVALUME®
2. Painted Finish Panels:
  - a. The top coat paint thickness is a nominal 1.0 mils (+/- 0.2 mils) inclusive of the primer.
  - b. The off-white backer coat paint thickness is a nominal 0.5 mils (+/- 0.1 mils) inclusive of the primer.
3. The SBS-369 Panel is produced in the Hockley, TX location only.
4. All panels have a length tolerance of plus or minus 1/4" from ordered length.
5. Maximum panel length is 52'-0". Longer lengths are possible but may require a higher cost, permitted delivery. Please inquire.

### PANEL PERFORMANCE WARNINGS

The building panels are manufactured to the highest quality standards, offering long-term durability and performance. To assure optimum panel performance, special precautions must be taken while the panels are in a packaged state. Please take notice of the followings WARNINGS to insure that your panels are properly protected prior to installation and installed properly. Failure to follow these recommendations could void any panel warranty.

#### A. JOBSITE STORAGE

1. All building panels are extremely vulnerable to finish deterioration from moisture when in the nested, packaged condition. Long term storage of these panels (over 30 days) in the nested, packaged condition can be detrimental and may void the panel finish warranty. Erect panels immediately upon receipt for best results.
2. Moisture can form between dry panels from temperature changes alone. This can happen even when kept undercover, out of the elements, and especially in winter. It is very important to install all panels as soon as possible.
3. Job site storage is the responsibility of the buyer and should always include tarping and the elevation of one end of every panel package to aid in the draining of any moisture that may accumulate between panels. Panels should always be stored above rising water levels.
4. Panels with evidence of water stain, paint blistering or other defects attributed to improper or long term field storage will not be eligible for claim.

#### B. INSTALLATION

1. All metal shavings or iron filings created during the erection process by drilling holes, cutting, or sawing must be swept off of the roof and wall panels daily. Failure to do so may cause permanent rust stains on the painted surface. Claims will not be accepted for this problem.
2. Cutting of panels or trim with circular saws is strongly discouraged. The fine metal particles created are hot and will embed themselves into any painted surface they contact. Removal of all of these particles is nearly impossible and will cause rust spots on the painted surfaces. This problem occurs most when cutting endwall panels to slope or cutting around wall openings. Claims will not be accepted for this problem.
3. All panels should be installed in a manner that the bottom cut edge of the panels is at least 1/4" above any direct contact with the concrete recess. The lime in the concrete will react with the aluminum in the GALVALUME® coating and cause coating failure and edge rust. Claims will not be accepted for this problem.
4. Never cut the blanket insulation off even with the edge of the panels as this will cause "wicking" of moisture and will promote panel rust. Always fold back the insulation, with facing outward, at least 1" away from the panel edge.



**HOUSTON PLANT**  
17600 Badtke Road  
P.O. Box 609  
Hockley, TX 77447-0609  
1.866.749.2667 Toll Free  
281.213.6100 Tel.  
281.213.6101 Fax

**BIRMINGHAM PLANT**  
3387 Davey Allison Blvd.  
P.O. Box 3160  
Hueytown, AL 35023  
1.877.887.4247 Toll Free  
205.744.1561 Tel.  
205.744.1562 Fax

## PANEL INFORMATION



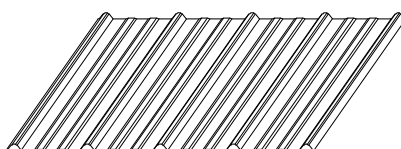



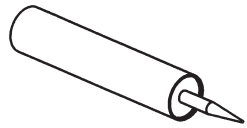
### PANEL INSTALLATION SAFETY WARNINGS

1. These panels should be installed by a qualified professional that is knowledgeable with the proper installation of metal building panels and the safety precautions required.
2. Never install panels without wearing a tied-off safety harness and/or using a safety net as required by OSHA.
3. Painted panels are coated with a wax to protect the painted surface during shipment. All panels should be viewed as extremely slippery, even if dry.
4. Never install or walk on wet building panels. Panels become extremely slippery when wet and could cause slippage or injury.
5. Take extreme care when walking on panels early in the morning as morning dew could be present and cause panels to be extremely slippery.
6. Never install panels in inclement weather (i.e. ice, snow, rain, lightning, etc.) as slippage or injury could occur.
7. All sloped roofs are dangerous. Be extremely careful when working on any sloped roof to avoid slipping or loss of balance.
8. Never install panels on windy days. Installers may be subject to injury if wind gusts cause them to lose their balance while carrying panels.
9. Be extremely careful installing panels (or any other steel or metal items) near electrical lines as these panels or items will conduct electricity and could cause electrocution.
10. Never walk on the top panel of an unsecured package of panels. The top panel will slide easily and may cause a fall and/or injury.
11. Never leave a bundle of panels unsecured on the sloped roof of a structure. The panels could slide off the roof like a "deck-of-cards" causing injury to those on the ground.
12. Always handle panels with care as all panel edges are sharp and can easily cause injury. Whenever possible, use gloves when handling.

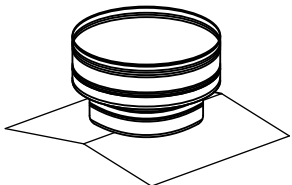


### TECHNICAL INFORMATION:

For product application, design details and other product information, visit our web site at [SBSLP.com](http://SBSLP.com) and click on the Guides and Product Brochures link located at the bottom of our home page under "For Architects, Contractors & Erectors".

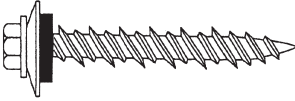
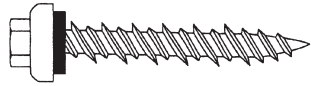
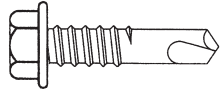
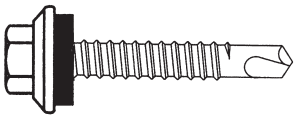
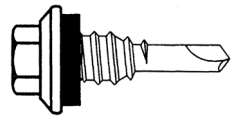
## ACCESSORIES

<p>RUBBER PIPE FLASHING • FLASHERS • GRAY EPDM</p> 	SIZE	PIPE SIZE	TEMP. RANGE	BASE	WT./EA.	PRICE EACH
	GRAY EPDM					
	#1	1/4" - 2"	-65° to 250°	4-3/4"	0.20#	\$16.50
	#3	1/4" - 5"	-65° to 250°	7-3/4"	0.45#	\$23.50
	#5	4-1/4" - 7-1/2"	-65° to 250°	10-3/4"	1.00#	\$39.50
	#7	6" - 11"	-65° to 250°	14-1/4"	2.00#	\$80.25
#8	7" - 13"	-65° to 250°	16-1/2"	2.30#	\$118.50	
<p>TOUCH-UP PAINT</p> 	DESCRIPTION					PRICE EACH
	Matching Color, Panel & Trim Touch Up Paint 2 oz. Bottle  <div style="display: flex; justify-content: space-between;"> <span>Silicone Polyester</span> <span>\$18.75</span> </div> <div style="display: flex; justify-content: space-between;"> <span>Kynar</span> <span>\$32.75</span> </div>					
<p>LIGHT TRANSMITTING PANELS</p> 	TYPE	COLOR	LENGTH	WT./EA.	PRICE Each	
	SBS 369	White	10'-0"	10.5#	\$57.75	
	<p><b>ACRYLIT CHOPPED-GLASS</b></p> <p>Acrylit Premium Resin, anti-yellowing, chopped glass, light transmitting panel. Nominal weight of 5 oz. per square foot with 77% light transmission.</p> <p>WARNING: This light transmitting panel is not designed or intended to bear any weight of a person standing, sitting, walking or resting on them.</p>					
<p>SBS 369 CLOSURE STRIP</p> <p>Each Piece 3'-0"</p> 	DESCRIPTION				WT./100	PRICE EACH
	ThermX Gray Polypropylene					
	Inside				4.0#	\$0.92
Outside				6.2#	\$0.92	
<p>TAPE SEAL</p>   <p style="text-align: center;">Flat</p>	SIZE	CARTON QTY	ROLL WT./EA.	PRICE EACH		
	3/8" x 3/32" x 45'	40	1.5#	\$3.85		
	1" x 3/32" x 45'	20	3.3#	\$8.75		
Gray Butyl flat tape on waterproof release paper.						
<p>TUBE CAULKING</p>  <p>10.3 oz. cartridge</p>	TYPE	COLOR	TUBE SIZE	CARTON QTY,	TUBE WT./EA.	PRICE EACH
	Polyurethane	White	10.3 oz	30	1.2#	\$8.75
	Polyurethane	Gray	10.3 oz	30	1.2#	\$8.75
	Polyurethane	Bronze	10.3 oz	30	1.2#	\$8.75
	Polyurethane	Almond	10.3 oz	30	1.2#	\$8.75
	Silicone	Clear	10.3 oz	30	1.2#	\$11.25

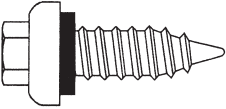
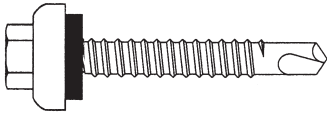
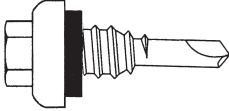
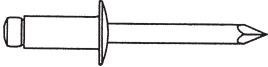
## ACCESSORIES

	DESCRIPTION	WT./EA.	PRICE EACH	
			GALVALUME®	WHITE
CIRCULAR GRAVITY VENTILATORS    <b>SPECIAL ORDER ONLY</b> - 5 to 7 working days	20" Diameter Throat, 26 GA, w/ damper	70.0#	\$385.00	\$435.00
	24" Diameter Throat, 26 GA, w/ damper	70.0#	\$480.00	\$520.00
All ventilators have bird screen and damper. Pricing shown is for ventilators with flat base only. For standard color ventilators other than White, please inquire. For chain operated ventilators, please inquire. For hardware required for adjustable ventilators, see below.				
	DESCRIPTION	WT./EA.	PRICE EACH	
			GALVALUME®	WHITE
CONTINUOUS THROAT GRAVITY RIDGE VENTILATORS  	9" Throat x 10' Long, 26 GA, w/ damper	207.0#	\$750.00	\$800.00
	12" Throat x 10' Long, 26 GA, w/ damper <b>SPECIAL ORDER ONLY</b> - 5 to 7 working days	223.0#	\$810.00	\$890.00
All ventilators have bird screen and damper. Pricing shown is for ventilators with flat skirts only. Included with each ventilator are splice plates, end skirts, and special rope sealant. All ventilators will conform to roof slopes up to 6:12. For standard color ventilators other than Polar White, please inquire. For chain operated ventilators, please inquire. For hardware required for adjustable ventilators, see below.				
	DESCRIPTION.	PRICE EACH		
VENTILATOR HARDWARE  	3/16" Galvanized Vinyl-Coated Vent Cable		\$ .42 ft	
	1-1/4" Vent Pulley		\$8.75	
	1/4" x 2" Eye Bolt w/ Nuts		\$.45	
	Cable Clamps		\$.60	
	Operator Handle		\$64.00	

## ACCESSORIES

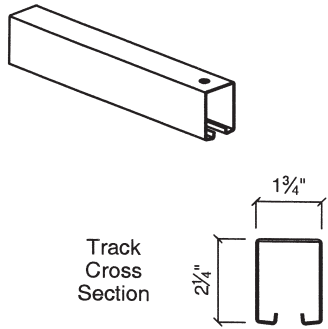
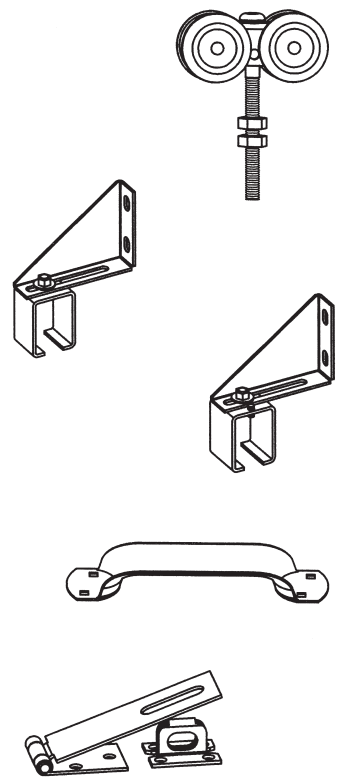
METAL TO WOOD FASTENERS	SIZE	LENGTH	TYPE	HEAD AF	WT./M	PRICE PER 1000		
							PLAIN	PAINTED
  For attaching steel sheeting to a wood frame or wood decking	#10	1"	WOODGRIP	¼"	8.2#	\$53.50	\$70.50	
	#10	1-½"	WOODGRIP	¼"	10.5#	\$66.50	\$83.50	
	#10	2"	WOODGRIP	¼"	12.3#	\$77.50	\$94.50	
	Note: Fasteners sold in quantities of 250 only.							
LONG-LIFE METAL TO WOOD FASTENERS	SIZE	LENGTH	TYPE	HEAD AF	WT./M	PRICE PER 1000		
  For attaching steel sheeting to a wood frame or wood decking							PLAIN	PAINTED
	#10	1"	WOODGRIP	⅝"	9.5#	\$217.50	\$234.50	
	#10	1-½"	WOODGRIP	⅝"	11.5#	\$299.50	\$316.50	
	#10	2"	WOODGRIP	⅝"	14.0#	\$329.25	\$346.25	
Note: Fasteners sold in quantities of 250 only.								
SELF-TAPPING CARBON STEEL FASTENERS	SIZE	LENGTH	TYPE	HEAD AF	WT./M	PRICE PER 1000		
  Holes must be pre-drilled through all metal when using this type of fastener							PLAIN	PAINTED
	#14	¾"	A	⅝"	13.2#	\$183.00	\$204.00	
	#14	1"	A	⅝"	17.0#	\$207.00	\$228.00	
	#14	1-½"	A	⅝"	21.0#	\$240.00	\$261.00	
	#17	1"	AB	⅝"	16.0#	\$330.00	\$351.00	
Note: Fasteners sold in quantities of 250 only.								
SELF-DRILLING CARBON STEEL FASTENERS	SIZE	LENGTH	TYPE	HEAD AF	WT./M	PRICE PER 1000		
  For attaching sheet to Cees and Zees.							PLAIN	PAINTED
	#12	1-¼"	DRILLER	⅝"	16.2#	\$98.25	\$115.25	
	#12	1-½"	DRILLER	⅝"	17.1#	\$128.50	\$145.50	
	#12	2"	DRILLER	⅝"	20.0#	\$204.75	\$221.75	
Note: Fasteners sold in quantities of 250 only.								
SELF-DRILLING CARBON STEEL FASTENERS	SIZE	LENGTH	TYPE	HEAD AF	WT./M	PRICE PER 1000		
  For attaching sheet to sheet.							PLAIN	PAINTED
	#14	7/8"	LAPTEK	⅝"	12.6#	\$96.00	\$113.00	
Note: Fasteners sold in quantities of 250 only.								

## ACCESSORIES

	SIZE	LENGTH	TYPE	HEAD AF	WT./M	PRICE PER 1000	
						PLAIN	PAINTED
<p><b>LONG-LIFE SELF-TAPPING FASTENERS</b></p>  <p>Holes must be pre-drilled through all metal when using this type of fastener.</p>	#14	1"	AB	5/16"	17.9#	\$236.50	\$253.50
	#17	1"	AB	5/16"	18.0#	\$274.50	\$291.50
	Note: Fasteners sold in quantities of 250 only.						
<p><b>LONG-LIFE SELF-DRILLING FASTENERS</b></p>  <p>For attaching sheet to Ceess and Zees.</p>	#12	1-1/4"	DRILLER	5/16"	18.1#	\$192.25	\$209.25
	#12	1-1/2"	DRILLER	5/16"	19.2#	\$242.50	\$259.50
	#12	2"	DRILLER	5/16"	20.7#	\$312.00	\$329.00
	Note: Fasteners sold in quantities of 250 only.						
<p><b>LONG-LIFE SELF-DRILLING FASTENERS</b></p>  <p>For attaching sheet to sheet.</p>	#14	7/8"	LAPTEK	5/16"	17.2#	\$187.75	\$204.75
	Note: Fasteners sold in quantities of 250 only.						
<p><b>STAINLESS STEEL POP RIVETS</b></p> 	SIZE	GRIP RANGE		WT./M.		PRICE PER 1000	
	1/8" Diameter	.126" - .187"		2.8#		\$115.50	\$114.50
Body and mandrel are stainless steel. Note: Fasteners sold in quantities of 250 only.							



## ACCESSORIES

	DESCRIPTION	PRICE EACH	
<p style="text-align: center;"><b>NATIONAL SLIDING DOOR TRACK</b></p>  <p style="text-align: center;">Track Cross Section</p> <p style="font-size: small;">All track is 16 ga. Galvanized</p>	LENGTH	WT./EA.	
	Door Track x 8'-0	14.2#	\$83.50
	Door Track x 10'-0	16.5#	\$105.50
	Door Track x 12'-0	20.8#	\$125.00
Maximum door weight should be 400 lbs.			
	DESCRIPTION	PRICE EACH	
<p style="text-align: center;"><b>NATIONAL SLIDING DOOR HARDWARE</b></p>  <p style="font-size: small;">All hardware is zinc-plated</p>	ITEM	WT./EA.	
	2 1/8" diameter Trolley Truck w/ 5 1/2" bolt. (max. door weight 400 lbs.)	1.2#	\$63.25
	Track Hanger Bracket. (use every 2' of track)	1.4#	\$25.25
	Track Hanger/Splice Bracket (has set screw)	1.5#	\$42.50
	#7 Extra Heavy Duty Door Pull.	.9#	\$13.00
4 1/2" Hasp and Staple set.	.3#	\$13.00	



**HOUSTON PLANT**  
 17600 Badtke Road  
 P.O. Box 609  
 Hockley, TX 77447-0609  
 1.866.749.2667 Toll Free  
 281.213.6100 Tel.  
 281.213.6101 Fax

**BIRMINGHAM PLANT**  
 3387 Davey Allison Blvd.  
 P.O. Box 3160  
 Hueytown, AL 35023  
 1.877.887.4247 Toll Free  
 205.744.1561 Tel.  
 205.744.1562 Fax

## TRIM COLOR SELECTION CHART

	26 Ga.	24 Ga.	22 Ga.
<b>CLEAR ACRYLIC COATED GALVALUME®</b>	•	•	•
<b>PREMIUM POLYESTER – PPOL</b>			
Polar White	•	•	
<b>SILICONE POLYESTER – SMP</b>			
Light Stone	•		
Ash Gray	•		
Desert Sand	•		
Charcoal Gray	•		
Burnished Slate	•		
Saddle Tan	•		
Hawaii Blue	•		
Rustic Red	•		
Fern Green	•		
Burgundy	•		
Koko Brown	•		
Colony Green	•		
Crimson Red	•		
Aztec Gold	•		
Evergreen	•		
Coal Black	•		
Solar White	•	•	
<b>KYNAR 500®</b>			
Gallery Blue	•	•	
Regal Red	•	•	
Medium Bronze		•	
Snow White		•	
Slate Gray		•	
Almond		•	
Classic Green		•	
Brownstone		•	
Colonial Red		•	
Bone White		•	
Midnight Bronze		•	

## FLAT SHEET PRICING



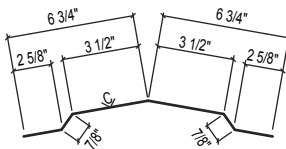
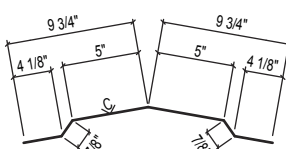
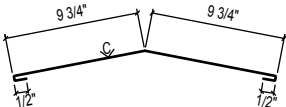
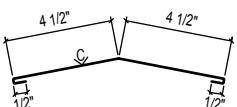
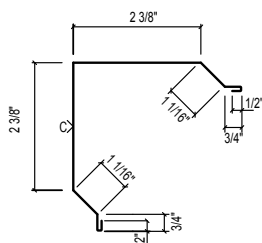
Finish	Gauge	Width	WT./FT.	PRICE PER FOOT
Clear Acrylic Coated GALVALUME®	26	41 9/16"	2.94#	\$5.25
SMP Standard Colors	26	41 9/16"	2.94#	\$7.90
PPOL Polar White	26	41 9/16"	2.94#	\$7.90
Kynar 500® Colors	26	41 9/16"	2.94#	\$8.18
Clear Acrylic Coated GALVALUME®	24	42 3/4"	3.86#	\$7.10
PPOL Polar White / SMP Solar White	24	42 3/4"	3.86#	\$9.03
Kynar 500® Colors	24	42 3/4"	3.86#	\$10.13
Clear Acrylic Coated GALVALUME®	22	42 3/4"	4.27#	\$11.50

**NOTES:**

1. Add \$35.00 for flat sheet wood skid/Maximum 100 flat sheets or 3000# per skid. Maximum 14' length.
2. Add \$50.00 for LTL crating/Maximum 100 flat sheets or 3000# per skid.
3. Strippable film is applied to all colored flat sheets.
4. Flat sheet lengths other than 10'-2" are available upon request. Minimum length 5', maximum length 14'-0". Flat sheet lengths over 14'-0" require special skid. Please inquire.
5. All flat sheets conform to ASTM A792, Grade 50 (Yield Strength 50,000 PSI).

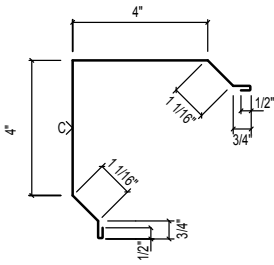
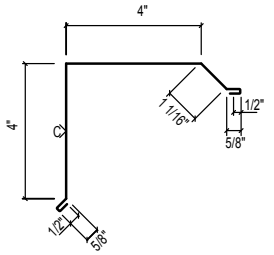
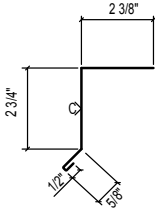
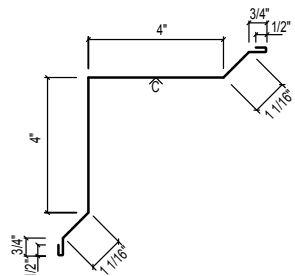
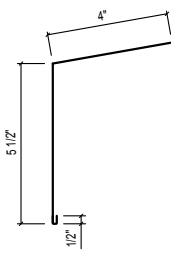
## TRIM

All trim is 26ga, unless noted.

ITEM	DESCRIPTION		PRICE PER FOOT		
			GALVALUME®	SMP	KYNAR
RIDGE CAP  <p>Specify roof slope.</p>	PART NUMBER	WT./FT.	GALVALUME®	SMP	KYNAR
	AR-100	.76#	\$3.74	\$4.72	\$5.43
RIDGE CAP  <p>Specify roof slope.</p>	PART NUMBER	WT./FT.	GALVALUME®	SMP	KYNAR
	AR-101	1.08#	\$4.96	\$6.35	\$7.30
FLAT RIDGE/HIP  <p>Specify roof slope.</p>	PART NUMBER	WT./FT.	GALVALUME®	SMP	KYNAR
	AR-102	1.11#	\$5.05	\$6.49	\$7.46
FLAT RIDGE/HIP  <p>Specify roof slope.</p>	PART NUMBER	WT./FT.	GALVALUME®	SMP	KYNAR
	AR-103	.54#	\$2.92	\$3.62	\$4.16
CORNER TRIM - OUTSIDE 	PART NUMBER	WT./FT.	GALVALUME®	SMP	KYNAR
	AR-104	.51#	\$3.52	\$4.28	\$4.92

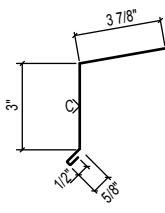
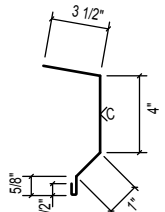
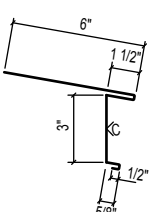
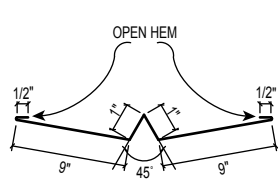
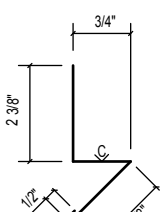
## TRIM

All trim is 26ga, unless noted.

ITEM	DESCRIPTION		PRICE PER FOOT		
			GALVALUME®	SMP	KYNAR
<b>RAKE/OUTSIDE CORNER</b>  <p>Specify roof slope.</p>	<b>PART NUMBER</b>	<b>WT./FT.</b>			
	AR-105	.68#	\$4.18	\$5.05	\$5.81
<b>RAKE TRIM</b> 	<b>PART NUMBER</b>	<b>WT./FT.</b>	<b>GALVALUME®</b>	<b>SMP</b>	<b>KYNAR</b>
	AR-106	.61#	\$3.73	\$4.52	\$5.20
<b>SIMPLE RAKE TRIM</b> 	<b>PART NUMBER</b>	<b>WT./FT.</b>	<b>GALVALUME®</b>	<b>SMP</b>	<b>KYNAR</b>
	AR-107	.34#	\$1.99	\$2.43	\$2.79
<b>CORNER TRIM - INSIDE</b> 	<b>PART NUMBER</b>	<b>WT./FT.</b>	<b>GALVALUME®</b>	<b>SMP</b>	<b>KYNAR</b>
	AR-108	.68#	\$4.18	\$5.05	\$5.81
<b>EAVE TRIM FLAT</b>  <p>Specify roof slope.</p>	<b>PART NUMBER</b>	<b>WT./FT.</b>	<b>GALVALUME®</b>	<b>SMP</b>	<b>KYNAR</b>
	AR-109	.54#	\$2.57	\$3.27	\$3.76

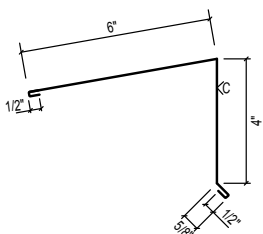
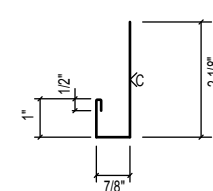
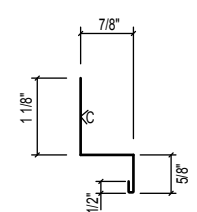
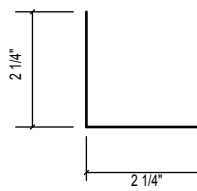
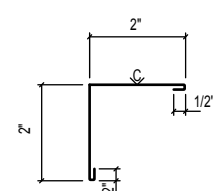
## TRIM

All trim is 26ga, unless noted.

ITEM	DESCRIPTION		PRICE PER FOOT		
			GALVALUME®	SMP	KYNAR
<b>EAVE TRIM</b>   Specify roof slope.	PART NUMBER	WT./FT.	GALVALUME®	SMP	KYNAR
	AR-110	.43#	\$2.34	\$2.90	\$3.34
<b>EAVE FACIA TRIM</b>   Specify roof slope.	PART NUMBER	WT./FT.	GALVALUME®	SMP	KYNAR
	AR-111	.53#	\$2.85	\$3.52	\$4.05
<b>EAVE DRIP TRIM</b>   Specify roof slope.	PART NUMBER	WT./FT.	GALVALUME®	SMP	KYNAR
	AR-112	.63#	\$3.44	\$4.25	\$4.89
<b>VALLEY TRIM</b>   Specify roof slope.	PART NUMBER	WT./FT.	GALVALUME®	SMP	KYNAR
	AR-113	1.13#	\$5.52	\$6.98	\$8.03
<b>BASE TRIM</b>  	PART NUMBER	WT./FT.	GALVALUME®	SMP	KYNAR
	AR-114	.28#	\$1.79	\$2.15	\$2.47

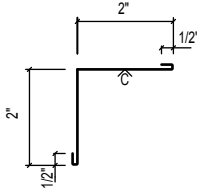
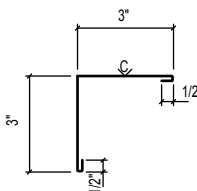
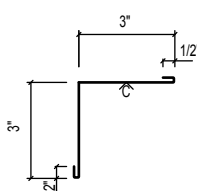
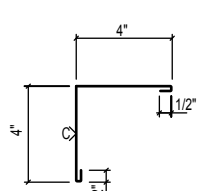
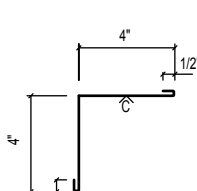
## TRIM

All trim is 26ga, unless noted.

ITEM	DESCRIPTION		PRICE PER FOOT		
			GALVALUME®	SMP	KYNAR
<b>HIGH SIDE EAVE</b>  Specify roof slope.	PART NUMBER	WT./FT.	GALVALUME®	SMP	KYNAR
	AR-115	.63#	\$3.44	\$4.25	\$4.89
<b>JAMB/HEAD TRIM</b> 	PART NUMBER	WT./FT.	GALVALUME®	SMP	KYNAR
	AR-116	.24#	\$1.63	\$1.95	\$2.24
<b>DOUBLE ANGLE TRIM</b> 	PART NUMBER	WT./FT.	GALVALUME®	SMP	KYNAR
	AR-117	.17#	\$1.35	\$1.57	\$1.81
<b>ANGLE TRIM</b>  Specify color side.	PART NUMBER	WT./FT.	GALVALUME®	SMP	KYNAR
	AR-118	.24#	\$1.10	\$1.41	\$1.62
<b>2 X 2 OUTSIDE ANGLE</b> 	PART NUMBER	WT./FT.	GALVALUME®	SMP	KYNAR
	AR-119	.27#	\$1.91	\$2.26	\$2.62

## TRIM

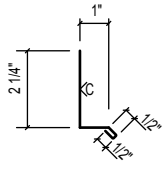
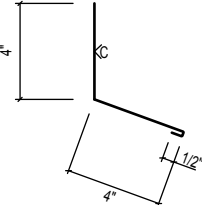
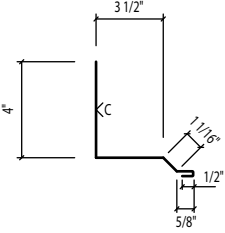
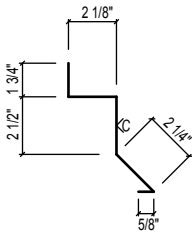
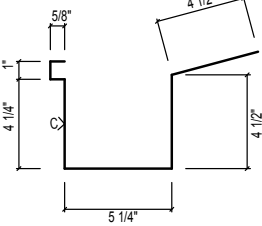
All trim is 26ga, unless noted.

ITEM	DESCRIPTION		PRICE PER FOOT		
			GALVALUME®	SMP	KYNAR
<b>2 X 2 INSIDE ANGLE</b> 	PART NUMBER	WT./FT.	GALVALUME®	SMP	KYNAR
	AR-120	.27#	\$1.91	\$2.26	\$2.62
<b>3 X 3 OUTSIDE ANGLE</b> 	PART NUMBER	WT./FT.	GALVALUME®	SMP	KYNAR
	AR-121	.38#	\$2.31	\$2.80	\$3.32
<b>3 X 3 INSIDE ANGLE</b> 	PART NUMBER	WT./FT.	GALVALUME®	SMP	KYNAR
	AR-122	.38#	\$2.31	\$2.80	\$3.32
<b>4 X 4 OUTSIDE ANGLE</b> 	PART NUMBER	WT./FT.	GALVALUME®	SMP	KYNAR
	AR-123	.49#	\$2.72	\$3.35	\$3.85
<b>4 X 4 INSIDE ANGLE</b> 	PART NUMBER	WT./FT.	GALVALUME®	SMP	KYNAR
	AR-124	.49#	\$2.72	\$3.35	\$3.85



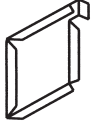

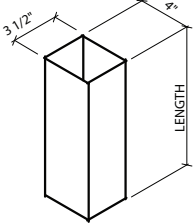
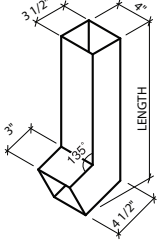
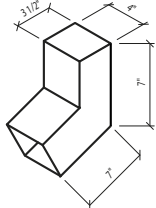
## TRIM

All trim is 26ga, unless noted.

ITEM	DESCRIPTION		PRICE PER FOOT		
	PART NUMBER	WT./FT.	GALVALUME®	SMP	KYNAR
<b>BASE TRIM</b>  	AR-125	.22#	\$1.55	\$1.84	\$2.12
	 <p>Specify roof slope.</p>				
<b>TRANSITION TRIM</b>  	AR-127	.52#	\$2.86	\$3.54	\$4.07
					
<b>SLIDE DOOR HOOD</b>  	AR-129	1.12#	\$5.29	\$6.73	\$7.74
	<p>Specify roof slope.</p>				

## TRIM

All trim is 26ga, unless noted.

ITEM	DESCRIPTION		PRICE PER FOOT			
			GALVALUME®	SMP	KYNAR	
<b>GUTTER ENDS</b>    Specify left or right	PART NUMBER	WT./FT.				
	AR-130	.21#	\$11.50 EA	13.50 EA	\$15.50 EA	
<b>GUTTER STRAP</b>  	PART NUMBER	LENGTH	WT./FT.	GALVALUME®	SMP	KYNAR
	FL-38	1'-0"	.23#	\$2.30 EA	\$2.65 EA	\$3.05 EA
<b>DOWNSPOUT (STRAIGHT)</b>  	PART NUMBER	WT./FT.	GALVALUME®	SMP	KYNAR	
	FL-40	1.15#	\$6.28	\$8.21	\$9.44	
<b>DOWNSPOUT (W/45° ELBOW)</b>  	PART NUMBER	WT./FT.	GALVALUME®	SMP	KYNAR	
	FL-41	1.15#	\$6.91	\$8.49	\$9.76	
<b>DOWNSPOUT ELBOW</b>  	PART NUMBER	LENGTH	WT./FT.	GALVALUME®	SMP	KYNAR
	FL-42 (45°)	7"	1.40#	\$24.00 EA	\$26.25 EA	\$28.25 EA
	FL-43 (90°)	7"	1.40#	\$24.00 EA	\$26.25 EA	\$28.25 EA



**HOUSTON PLANT**  
 17600 Badtke Road  
 P.O. Box 609  
 Hockley, TX 77447-0609  
 1.866.749.2667 Toll Free  
 281.213.6100 Tel.  
 281.213.6101 Fax

**BIRMINGHAM PLANT**  
 3387 Davey Allison Blvd.  
 P.O. Box 3160  
 Hueytown, AL 35023  
 1.877.887.4247 Toll Free  
 205.744.1561 Tel.  
 205.744.1562 Fax

**TRIM PRICING INFO / SPECIAL TRIM PRICING**

**TRIM PRICING:**

1. 24ga. & 22ga. Acrylic Coated GALVALUME®, 24ga. PPOL Polar White, 24ga. SMP Solar White & 24 ga. Kynar 500 colors available at an additional cost. (See Page CIP-26 for available trim color selections.)
2. Prices do not include standard packaging.

**PACKAGING COST:**

1. Trim with girth greater than 15" ..... 20 pieces/carton
2. Trim with girth less than 15" ..... 50 pieces/carton
3. Downspouts..... 12/carton
4. Standard Packaging: 500# test cardboard with protective interleaf and metal bands ..... \$22.50 (10') \$40.00 (21')
5. Paper wrap only (For customer pick-up only) ..... \$5.00 (10') \$10.00 (21')
6. LTL Packaging: 500# test cardboard with protective interleaf, wood blocks and metal bands ..... \$50.00 (10') \$75.00 (21')
7. Plywood crating ..... \$10.00/linear foot
8. Special Packaging ..... Please Inquire.

**DELIVERY:**

All SBS stocked colors and gauges (See Page CIP-12 for available trim color selections) ..... Approximately 3 to 5 Working Days

**SPECIAL TRIM PRICING**

**FORMULA FOR PRICING SPECIAL TRIM**

Use the following formula to calculate the Price Per Foot of Trim:

Girth of Material x Price per Inch of Girth + Price per Number of Breaks

Price per Inch of Girth	- 26ga. Acrylic Coated GALVALUME® ~ \$0.24
	- 26ga. SMP Standard Colors ~ \$0.32
	- 26ga. KYNAR Standard Colors ~ \$0.37 (See Page CIP-26 for Limited Color Selections)
	- 24ga. Acrylic Coated GALVALUME® ~ \$0.27
	- 24ga. SMP Standard Colors ~ \$0.36 (See Page CIP-26 for Limited Color Selections)
	- 24ga. KYNAR Standard Colors ~ \$0.43
	- 22ga. Acrylic Coated GALVALUME® ~ \$0.42
Price per Break (Hem equals two breaks)	~ \$0.14

1. All trim to be 26 gauge material unless noted otherwise on customer drawing or sketch.
2. Customer drawing or sketch of special trim must be in our possession for order to be processed.
3. Specify the side with the finish color.
4. If more than one special trim is required, number each piece SF1, SF2, SF3, etc.
5. Tapered trim requirements: \$15.00 Set-Up charge per section - NO EXCEPTIONS. Drawings must be furnished by customer and be "shop ready".
6. 5'-0 minimum length will be charged.

## ANGLE CHART FOR ROOF LINE TRIM



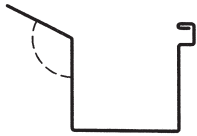
Hip



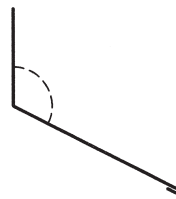
Valley



Ridge



Gutter



Transition



Inside

	Roof Slope											
	1:12	2:12	3:12	4:12	5:12	6:12	7:12	8:12	9:12	10:12	11:12	12:12
Hip	173°	166°	160°	154°	148°	143°	138°	133°	129°	126°	123°	120°
Valley	117°	113°	110°	107°	104°	102°	99°	97°	95°	93°	92°	90°
Ridge	170°	161°	152°	143°	135°	127°	120°	113°	106°	100°	95°	90°
Gutter and Transition	94°	99°	104°	108°	112°	116°	120°	123°	126°	129°	132°	135°
Inside	86°	81°	76°	72°	68°	64°	60°	57°	54°	51°	48°	45°

This chart assumes the roof slopes are the same on both sides of the hip, valley, or ridge line.  
Contact your salesperson if the roof slopes are different.